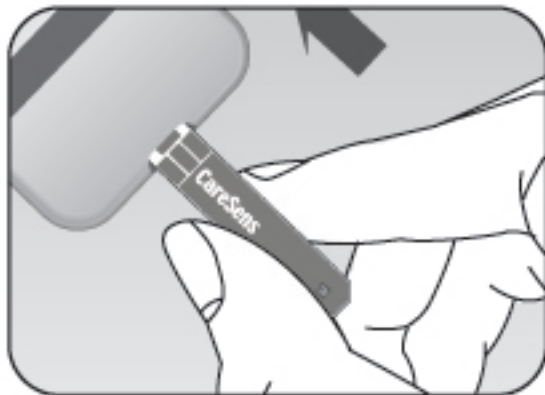
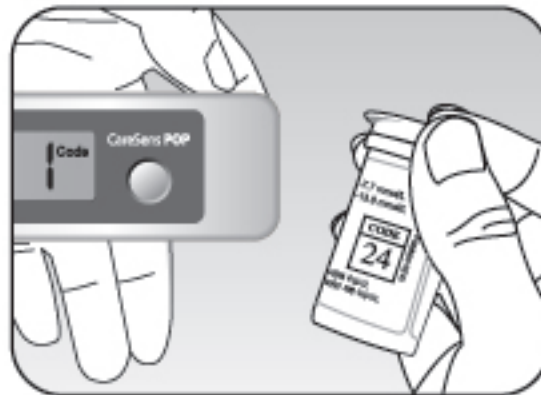


## Coding Your Meter

Please read carefully before using the meter.



Gently push test strip in until the meter beeps.



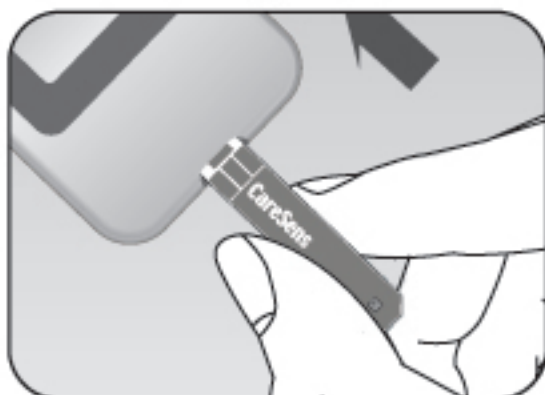
See if code number on the display matches the one on the test strip bottle. If they match, wait until the ▲ symbol appears on the screen to begin the test.



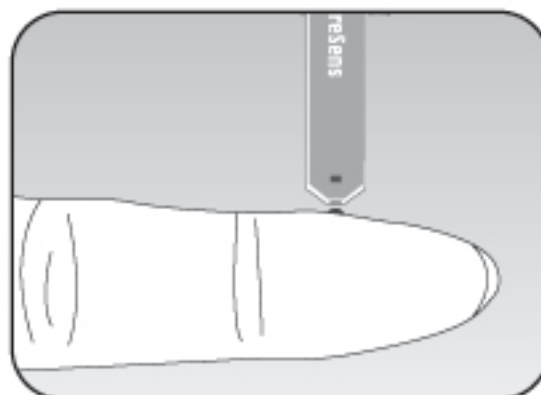
If the code number does not match the test strip bottle, use the button to scroll the code numbers. When the ▲ symbol appears, the meter is ready.

## Blood Glucose Testing

Before testing, wash your hands and the intended sample site with soap and warm water. Rinse and dry thoroughly.



Gently push test strip in until the meter beeps.



When the ▲ symbol appears on the display, apply the blood sample to the narrow top edge of test strip until the meter beeps.



Test result appears in five (5) seconds.