

# CPV Ab 2.0, CDV Ab 2.0

## General Information

**Purpose :** Titration of Canine Parvo virus or Distemper virus antibody (IgG)

**Principle :** Immunochromatographic assay

**Specimen :** Whole blood, plasma or serum

**Materials provided :**

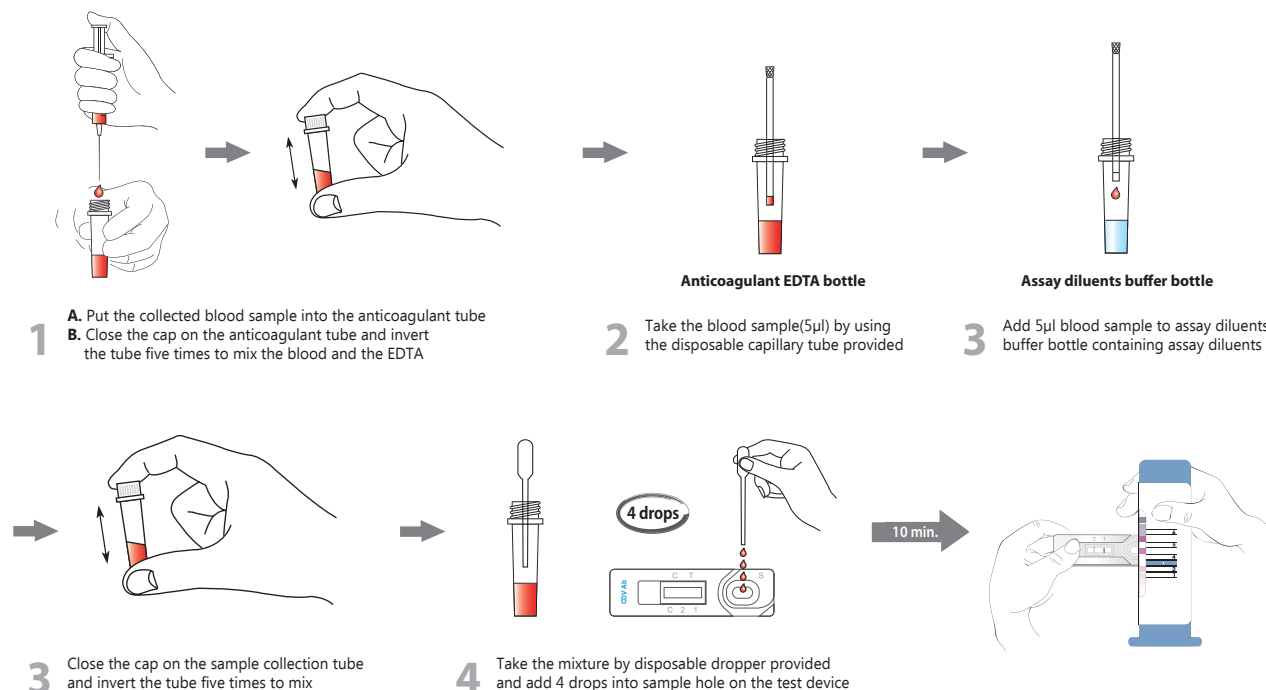
- Anigen Rapid CPV Ab/CDV Ab test device
- Assay diluents buffer bottle
- Anticoagulant EDTA bottle
- Disposable capillary tube
- Disposable dropper
- Color scale (1~6) measurement



**Special Features :**

- World's first CPV Ab and CDV Ab titer rapid immunochromatographic test kit
- Semi - quantitative detection of IgG antibodies
- One step testing procedure : Easy to use, Saving time and labor
- Quick & Accurate

## Test Procedure

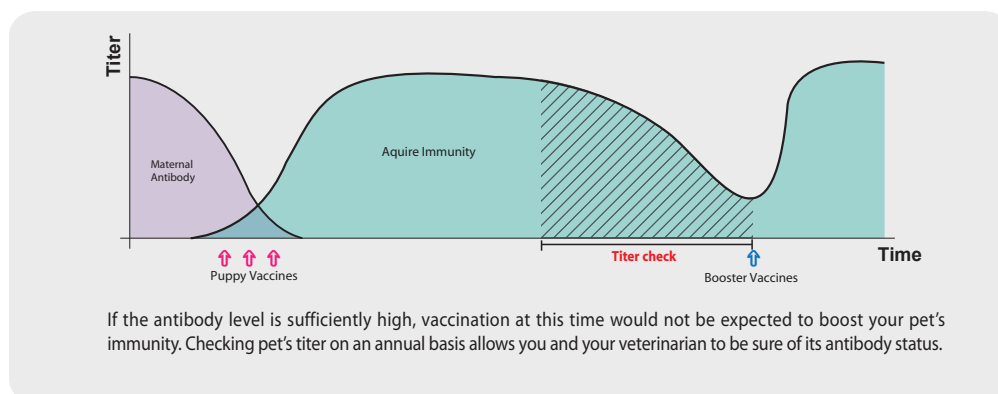


## Ordering Information

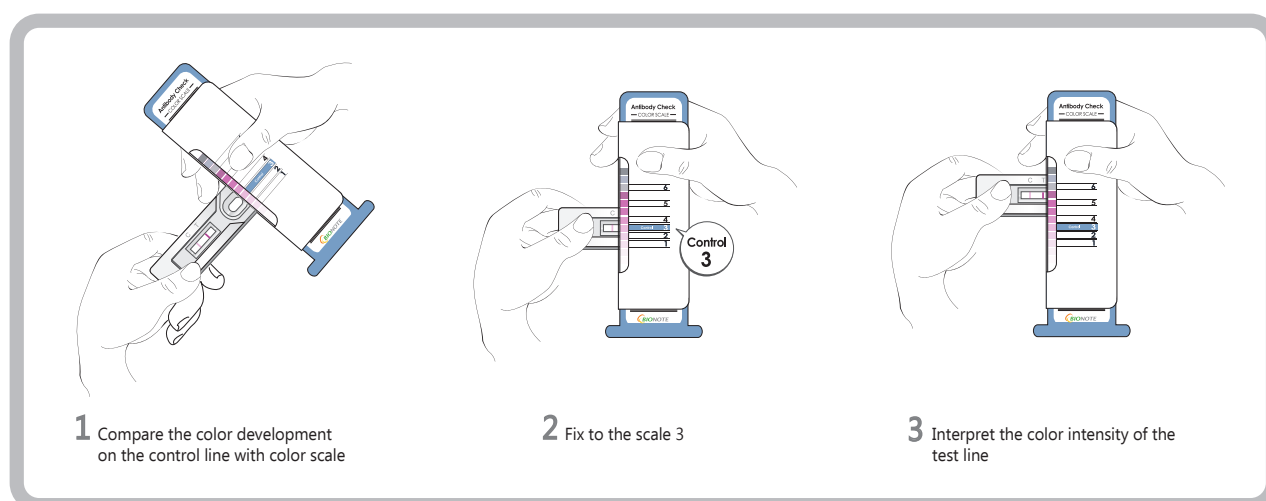
Cat. No.	Description	Type	pack size
RB2151DD	CPV Ab 2.0	Device	10 Tests/Kit
RB2152DD	CDV Ab 2.0	Device	10 Tests/Kit

## Application

- For serological diagnosis of CPV and CDV infection
- For prediction of the prognosis of CPV and CDV patient
- For evaluation of immune status of puppies after vaccination
- For determination of the proper time of vaccination by measuring a maternal antibody titer
- For determination of the proper time for revaccination



## Reading the result of titer check system



Line color Intensity	Titer	Color scale level and immune status
<div style="display: flex; justify-content: space-around;"> <span>C</span> <span>T</span> </div>	CPV - HI Below 80 CDV - SN Below 16	The color development of T line is weaker than that of C line (Color scale 1~2) **Antibody titer is low against CDV or CPV This is indicative of poor immune status (additional vaccination required)
<div style="display: flex; justify-content: space-around;"> <span>C</span> <span>T</span> </div>	CPV - HI 80 CDV - SN 16	The T line has equal color development with C lines (Color scale 3) **Antibody titer is medium against CDV or CPV This is indicative of a good immune status
<div style="display: flex; justify-content: space-around;"> <span>C</span> <span>T</span> </div>	CPV - HI Over 80 CDV - SN Over 16	The color development of T line is higher or same with C line (Color scale 4~6) **Antibody titer is high against CDV or CPV This is indicative of a excellent immune status